

### Slimline Direct + Slimline Indirect Cylinders 120, 150, 180 + 210



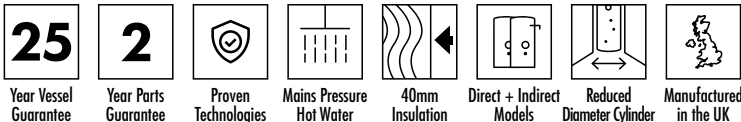
#### Specification

Finish	Grey
Dimensions	See following page
Weight	See following page
Capacity	Available in sizes up to 210 litres. See following page

#### Features

Material	Highly corrosion resistant duplex stainless steel
Fittings	Compression fittings included as standard
Heating Element	Corrugated heating coil
Reduced Cylinder Diameter	Reduced diameter of 475mm for smaller properties and space limitations

#### Key Features + Benefits

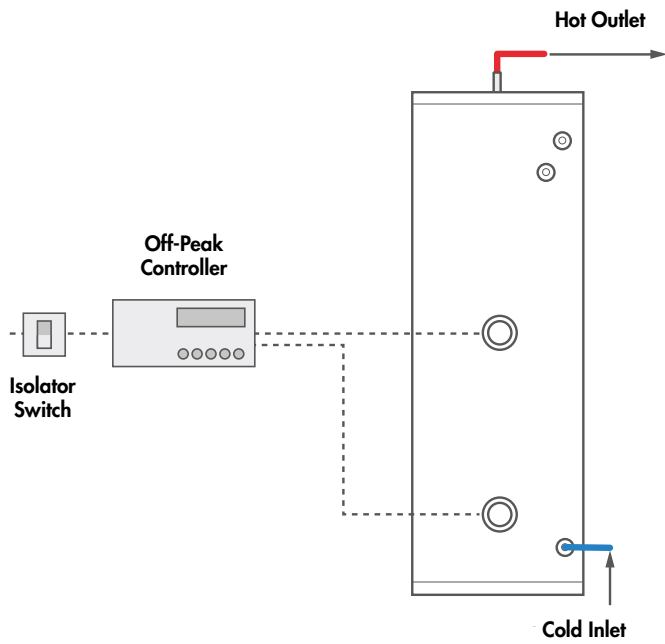


#### Certifications + Accreditations

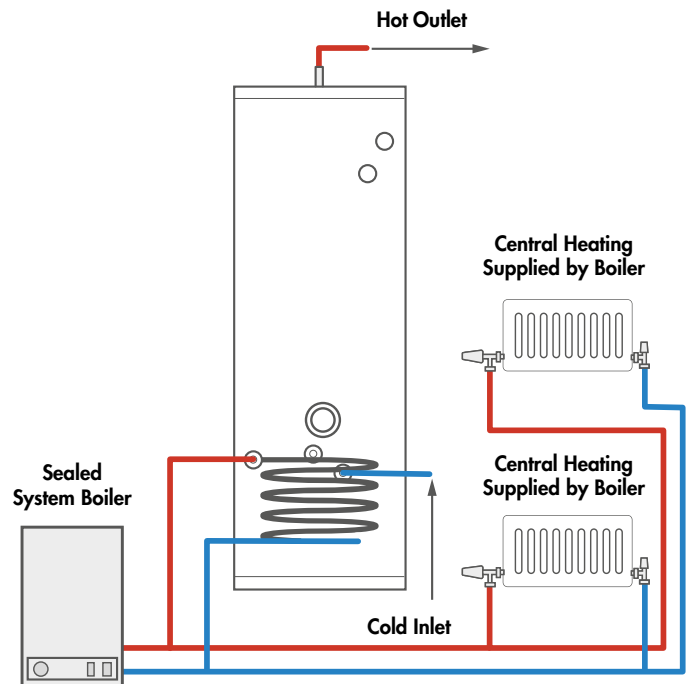
## Technical Data Sheet | Cylinders

### Slimline Direct + Slimline Indirect Cylinders 120, 150, 180 + 210

#### Slimline Direct



#### Slimline Indirect



Slimline Direct							
	ErP Rating	Heat Loss	Heat Loss	Capacity	Height	Diameter	Weight
IDEINSDR120SL	C	47 Watts	1.13 kWh/24h	120 Litres	1248mm	475mm	23.2kg
IDEINSDR150SL	C	56 Watts	1.37 kWh/24h	149 Litres	1519mm	475mm	27kg
IDEINSDR180SL	C	67 Watts	1.61 kWh/24h	181 Litres	1791mm	475mm	31kg
IDEINSDR210SL	C	74 Watts	1.77 kWh/24h	197 Litres	1963mm	475mm	34.4kg

Slimline Indirect							
	ErP Rating	Heat Loss	Heat Loss	Capacity	Height	Diameter	Weight
IDEINSIN120SL	B	47 Watts	1.13 kWh/24h	120 Litres	1248mm	475mm	24kg
IDEINSIN150SL	B	56 Watts	1.37 kWh/24h	149 Litres	1519mm	475mm	28kg
IDEINSIN180SL	C	67 Watts	1.61 kWh/24h	181 Litres	1791mm	475mm	32kg
IDEINSIN210SL	C	74 Watts	1.77 kWh/24h	197 Litres	1963mm	475mm	34.8kg