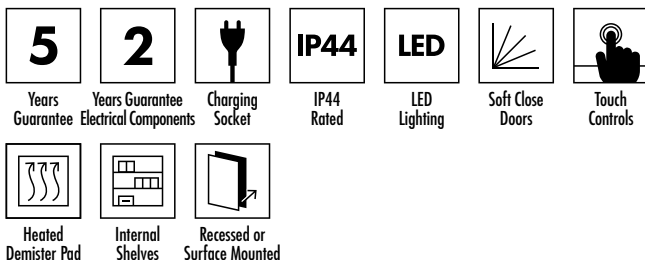


Hanlith Cabinet (Gunmetal Trim – Mirror Sides) INSTH050GM, INSTH060GM, INSTH080GM



Key Features + Benefits



Specification

	INSTH050GM (Single Door)	INSTH060GM (Double Door)	INSTH080GM (Double Door)
Finish	Gunmetal Trim – Mirror Sides	Gunmetal Trim – Mirror Sides	Gunmetal Trim – Mirror Sides
Dimensions	664(h) x 500(w) x 130(d) mm	664(h) x 600(w) x 130(d) mm	664(h) x 800(w) x 130(d) mm
Weight	12.3kg	14.5kg	18.5kg
Lighting Type	LED	LED	LED
Colour Changing Technology (CCT)	No	No	No
Switch Location	Front	Front	Front
Surface/Recess Fitting	Surface/Recess	Surface/Recess	Surface/Recess
Carcass/Frame Construction Material	MFC	MFC	MFC
Carcass/Frame Finish	Mirror	Mirror	Mirror
Number of Internal Shelves	Two	Two	Two
Shelves (Fixed/Adjustable)	Adjustable	Adjustable	Adjustable
Door Hinge Handing	Left hand	–	–
Glass Thickness	6mm	6mm	6mm

Features

Doors	Double sided mirror doors with demister pad and soft close. Single door cabinet left hand hinged
Shelves	Two smoked glass shelves (Adjustable)

FAQs

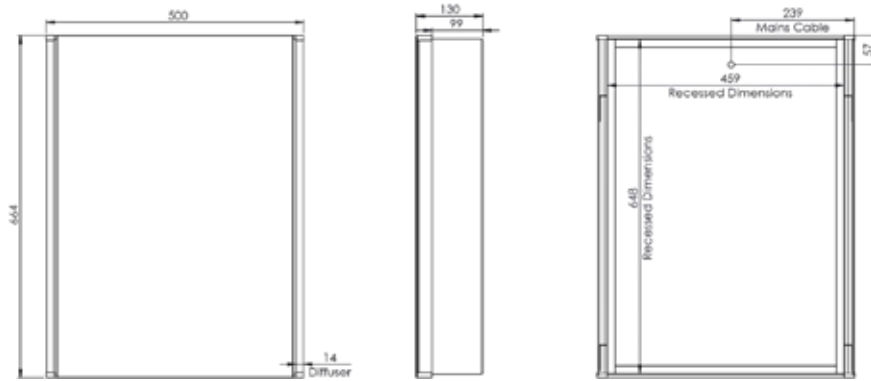
Please see following pages

Certifications + Accreditations

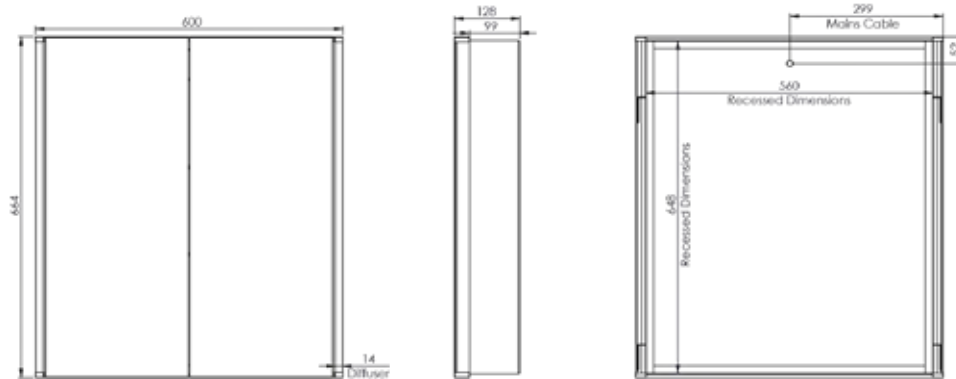
Technical Data Sheet | Cabinets + Mirrors

Hanlith Cabinet (Gunmetal Trim – Mirror Sides) INSTH050GM, INSTH060GM, INSTH080GM

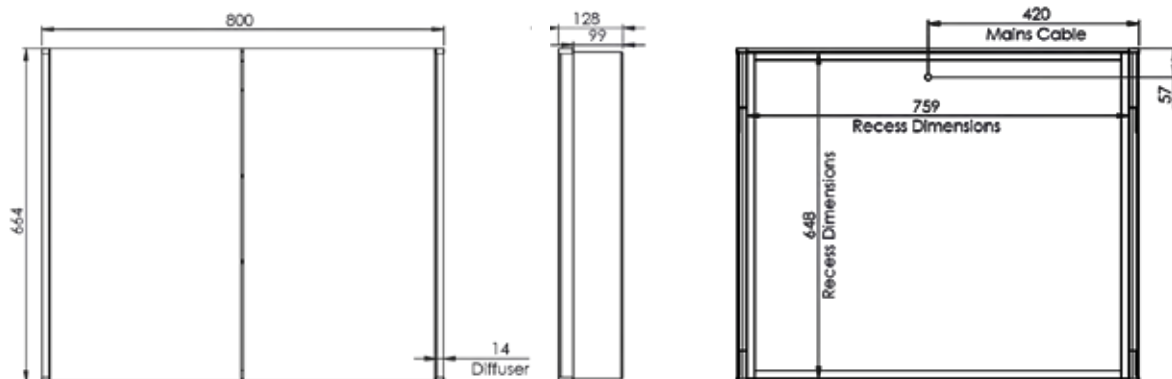
Single Door (INSTH050GM)



Double Door (INSTH060GM)



Double Door (INSTH080GM)



Roper Rhodes

Brassmill Lane Trading Estate, Bath, BA1 3JF. Technical Support – Tel: 01225 303 900 Email: sales@roperrhodes.co.uk

All information on the data sheet is correct at the time of publication. All measurements are approximate and subject to standard tolerances.

Technical Data Sheet | Cabinets + Mirrors

www.instinctproducts.co.uk

Hanlith Cabinet (Gunmetal Trim – Mirror Sides) INSTH050GM, INSTH060GM, INSTH080GM

FAQs

	INSTH050GM (Single Door)	INSTH060GM (Double Door)	INSTH080GM (Double Door)
Recess Dimensions***	461(h) x 648(w) x 99(d) mm	561(h) x 648(w) x 99(d) mm	761(h) x 557(w) x 99(d) mm
Internal Dimensions	429(h) x 617(w) x 97(d) mm	530(h) x 617(w) x 97(d) mm	729(h) x 617(w) x 97(d) mm
Shelf dimensions	423(h) x 93(w) x 6(d) mm	525(h) x 93(w) x 6(d) mm	723(h) x 93(w) x 6(d) mm
Max shelf spacing	80mm	80mm	80mm
Distance between door hinges	370mm	370mm	370mm
Individual door dimensions	458(h) x 662(w) x 16(d) mm	280(h) x 662(w) x 16(d) mm	380(h) x 662(w) x 16(d) mm
Door opening angle	90°	90°	90°
Hanging bracket centres	–	–	–
What is the thickness of the mirror glass?	6mm	6mm	6mm
Is the cabinet IP44 rated?	Yes	Yes	Yes
What size fuse should I use?	Seek the advice of an electrician		
What is the total power consumption?	27W	42W	42W
Does the cabinet have an energy rating?	F	F	F
What is the colour of the light and the Kelvin rating?	6000K	6000K	6000K
What is the Lumen of the LEDs?*	900Lms	900Lms	900Lms
What is the wattage of the lights?	12W	12W	12W
Where is the Touch Sensor located?	Lower right	Lower centre	Lower centre
Where is the shaver socket located?	Inside on the top right	Inside on the top right	Inside on the top right
Can the LED lighting be replaced?	No**	No**	No**
Can the slider controller switch be replaced?	No	No	No
What is the output of the demister pad?	15W	30W	30W
What are the dimensions of the demister pad?	200(h) x 300(w) mm	150(h) x 400(w) mm x 2pcs	200(h) x 300(w) mm x 2pcs
How do I turn on the demister pad?	The demister pad will turn on when the LEDs are turned on		
Are illuminated cabinets supplied with mains cable?	All illuminated cabinets are supplied with a removeable 500mm mains cable. There is ample storage for excess cable in the back of the unit.		

*The Lumen represents the output of the LED. This may vary depending on the diffuser material i.e., glass or acrylic.

**The LEDs are not replaceable to maintain the integrity of the product's resistance to moisture ingress.

***Recessing the cabinet – the product is designed to be installed into a 100mm stud wall. Depending on fascia finishes, there may be a small gap between the cabinet frame and wall finish to accommodate sealant around the perimeter.

Roper Rhodes

Brassmill Lane Trading Estate, Bath, BA1 3JF. Technical Support – Tel: 01225 303 900 Email: sales@roperrhodes.co.uk

All information on the data sheet is correct at the time of publication. All measurements are approximate and subject to standard tolerances.