

Compress 2000 Installer guide

Clever, compact comfort

7
Year
Guarantee*



Installer
guide

Compress 2000 AWF

Big on performance, small on space

The CS2000 AWF is an all-in-one full monobloc heat pump, built to speed up and simplify installation. With a volume of less than 0.6 cubic meters*, planning permission isn't typically required, making it perfect for renovations and new builds.

With flexible outputs ranging from 4-30kW, adjustable sound levels, hybrid compatibility, efficient operation, and simple controls – give your customers the heating reliability they're used to, with a smaller carbon footprint than when heating their home with a gas or oil boiler^.



 **Trustpilot**
Our customers rate us excellent

All-in-one full monobloc

Simple space-saving with no indoor unit



Built for tight spaces and tighter budgets, this compact and efficient heat pump has output options from 4-16kW single-phase and 18-30kW three-phase, meaning ultimate flexibility for your customers' homes.

With adjustable sound levels reaching as low as 53dB and a reduced installation footprint, the CS2000 AWF is perfect for smaller homes, busy neighbourhoods, and renovations or new builds.

Plus, you can cascade up to six units to generate up to 180kW, or combine with a boiler in a hybrid configuration, offering complete flexibility for your customer's needs all-year-round.

Why install the Compress 2000 AWF?



Guaranteed
7 years peace of mind*



Easy installation
With all-in-one monobloc design



Flexible outputs
4-30kW with cascading options



Efficient
Up to A+++ efficiency rating



Easy access
Service and maintain with ease



Accessory availability
For added convenience

Why choose Worcester Bosch?



Tried and tested

With over 15 years of expertise, Bosch is an established leader in heat pumps.



Get ahead


Training and support to go from newbie to expert.



End-to-end support

We've got your back – with marketing, technical, and design teams always on-hand.

Simplicity and efficiency all-in-one




A heat pump for all

With an easy and simple monobloc design, the CS2000 AWF is perfect for first-time installers or those on a tight schedule. With less training and fewer tools required, and no need for an F-Gas qualification, this heat pump is an installer's dream.

Easy access

With many key components contained in the outside unit (like pump, expansion vessel, and heat exchanger), this is your one-stop-shop for simple maintenance. Plus, plenty of space and easy access with just a few screws to open the control box.



Flexible outputs

With outputs ranging from 4kW to 16kW in single-phase and 18kW to 30kW in three-phase (not to mention the ability to cascade up to 6 units for a combined output of up to 180kW) this really is a heat pump for all properties.



All under control

Customers can take control of their home heating with the included controller – complete with integrated temperature sensor, zone thermostat function, two-zone system management, outdoor weather sensor, and more.




Quick and easy to install


The CS2000 AWF is an all-in-one, full monobloc solution with a single outdoor unit and no indoor units at all. Easy and fast to install, and with a volume of less than 0.6 cubic meters, in most scenarios this heat pump doesn't need any planning permission*.

Flow temperatures up to 65°C

The CS2000 AWF has a flow temperature of up to 65°C and uses a safe R32 Refrigerant – making it the perfect solution for new build properties and renovations.



The inside story

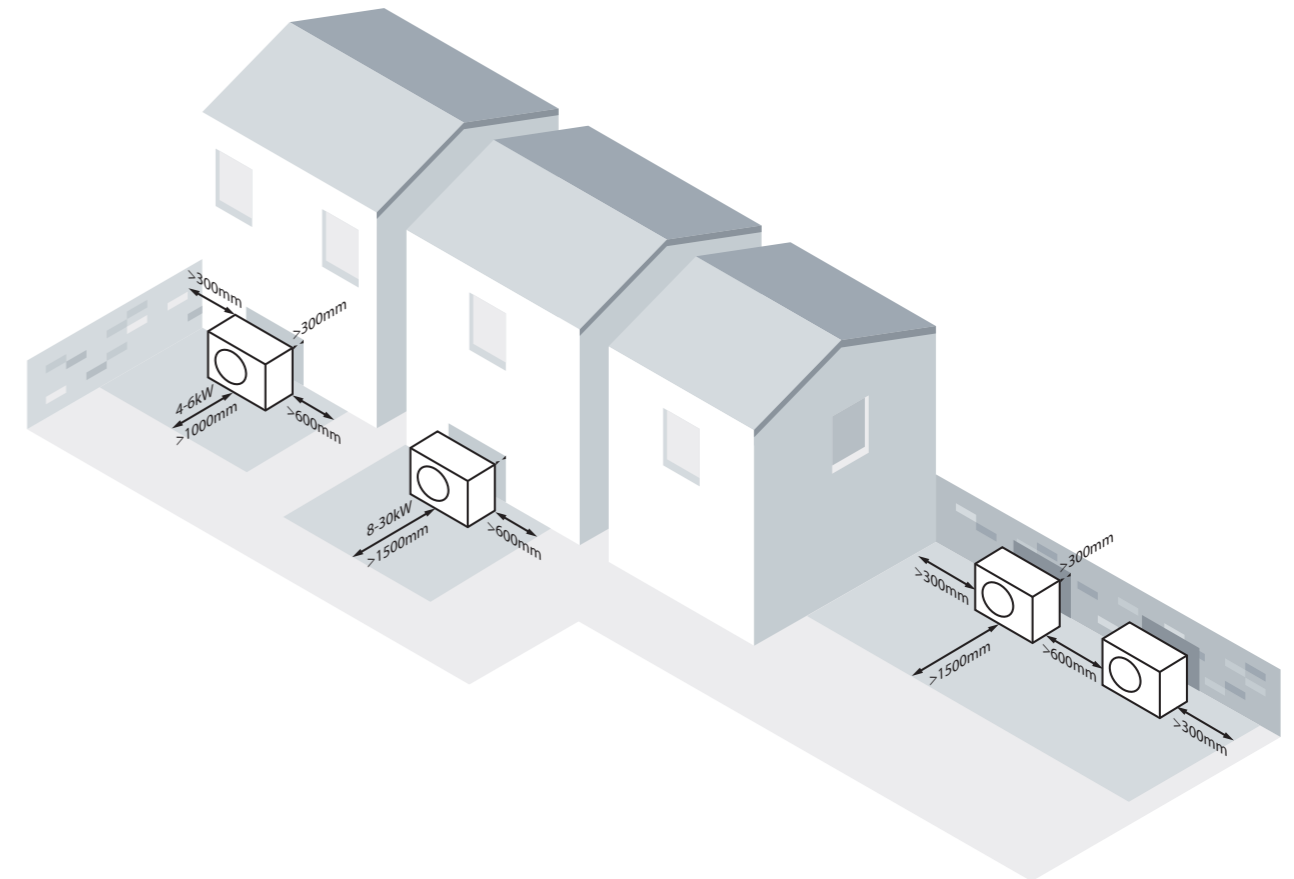


Simple to install and space-saving, the Compress 2000 AWF is great for experienced and new installers.

Colin Simpson, Worcester Bosch Product Manager

System set-ups

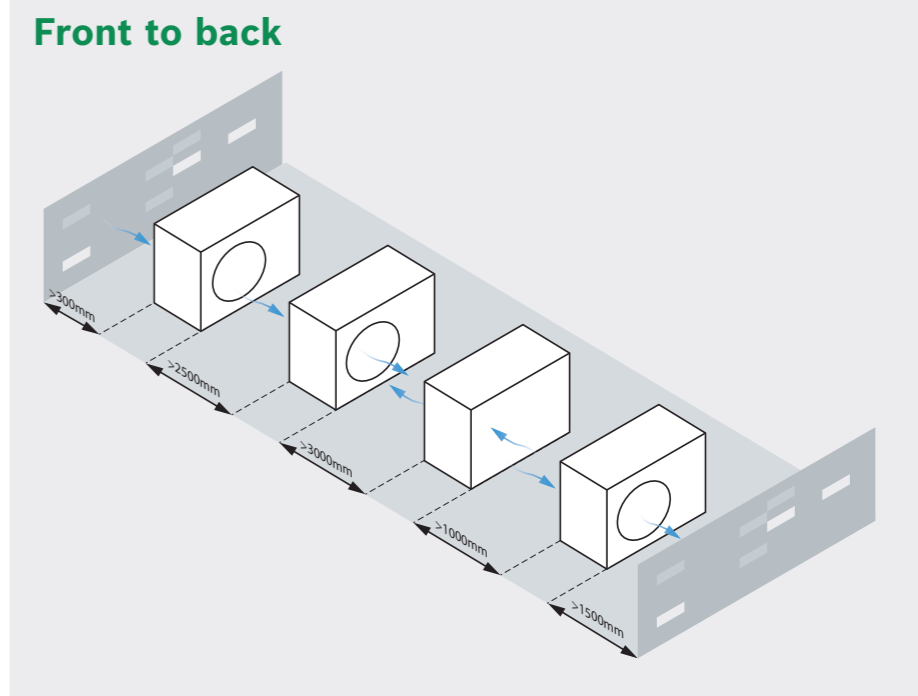
The illustrations below show some possible system configurations and the necessary minimum clearances, whether a stand-alone unit or as part of a parallel installation.



Rear air inlets
These must be a minimum of 300mm from any obstruction.

Front air outlets
Minimum clear zone in front for 4kW-6kW output units 1,000mm. For larger output units, its 1,500mm.

Parallel configurations
When multiple units are installed the minimum clearances shown here must apply. Please refer to installation manual for detailed clearances.



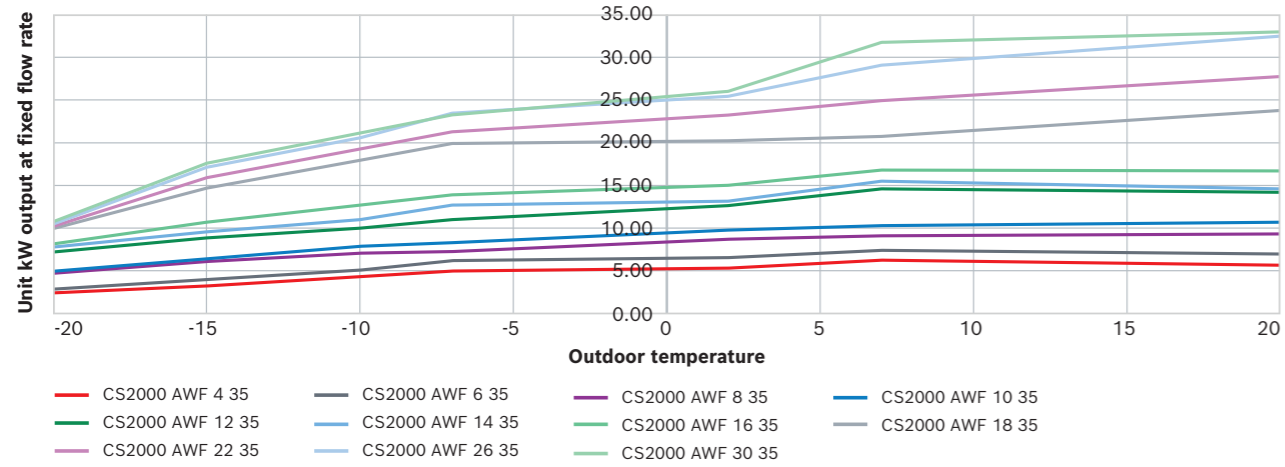
For further information and support, please contact:

Technical Helpline:
Tel: 0330 123 3366
Email: technical-advice@uk.bosch.com

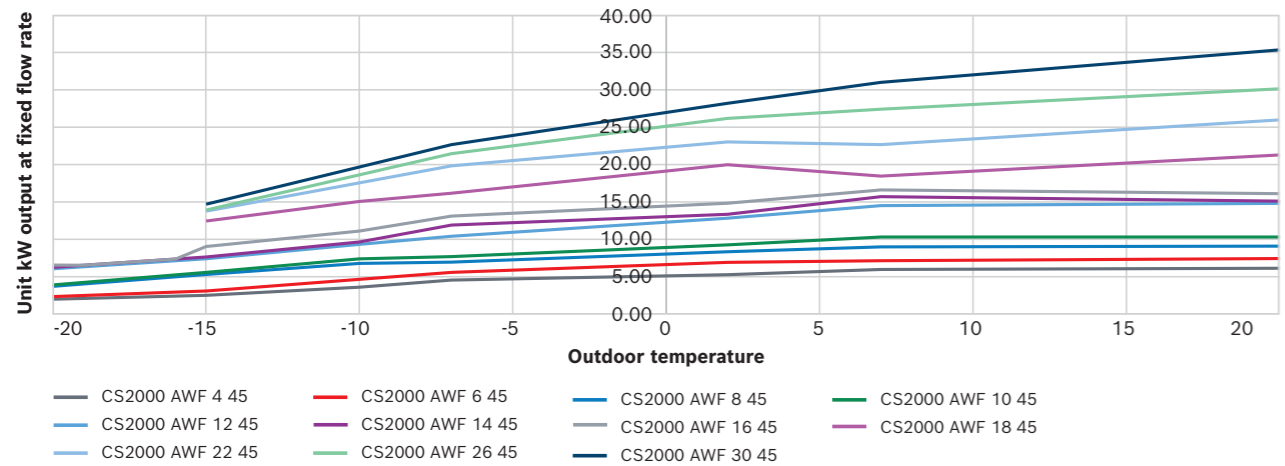
Heating performance

These graphs explain the output performance variations of each Compress 2000 AWF model. They show the water temperature achievable in radiators in relation to the outdoor temperature. This information will help you to select the most appropriate model for your customer's home.

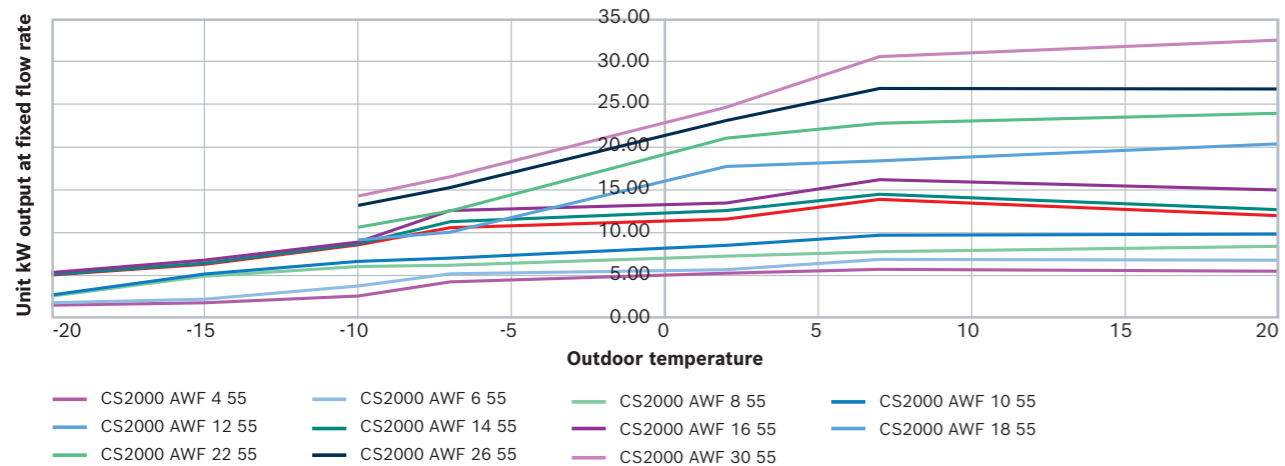
CS2000 AWF 35°C



CS2000 AWF 45°C

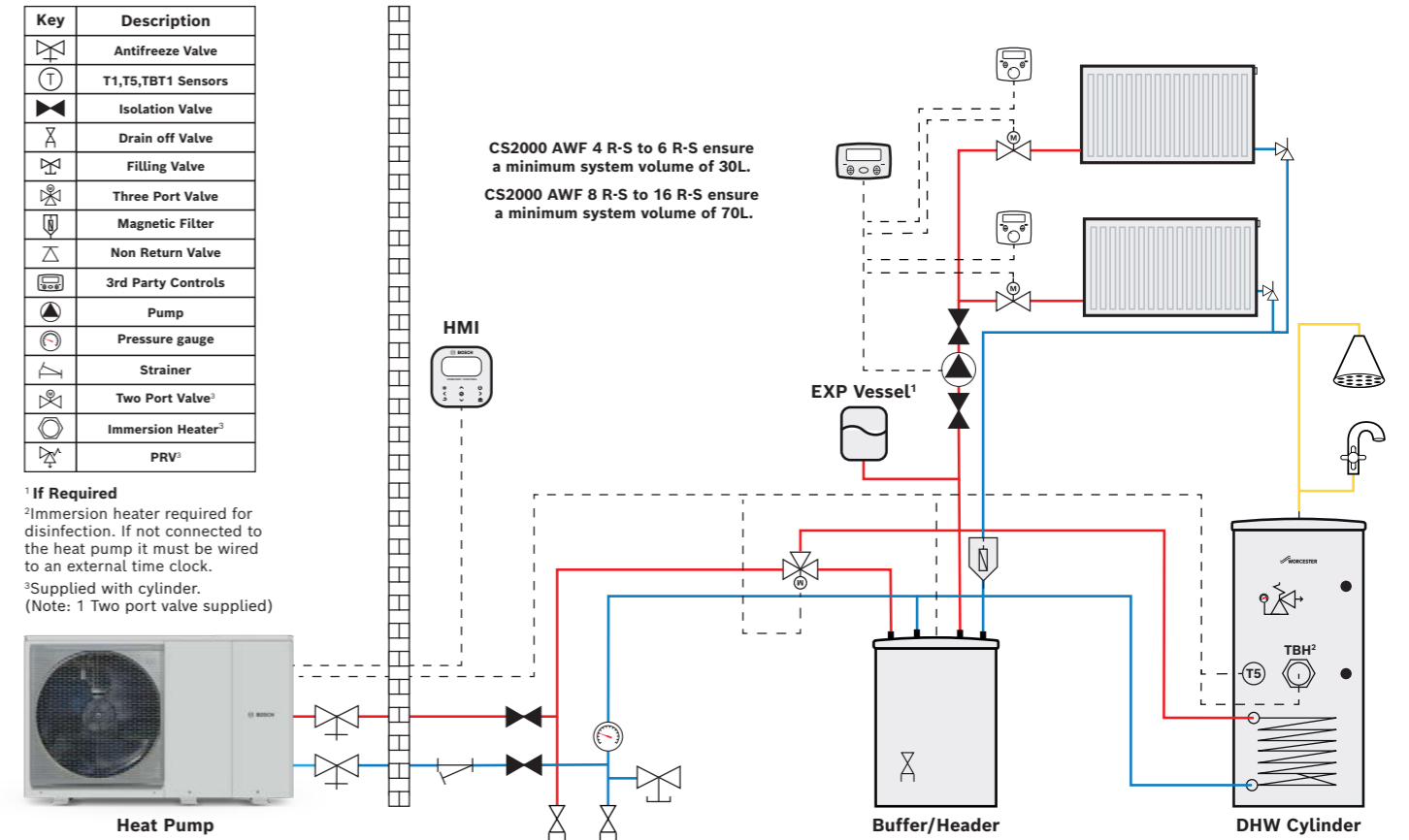


CS2000 AWF 55°C



Schematics

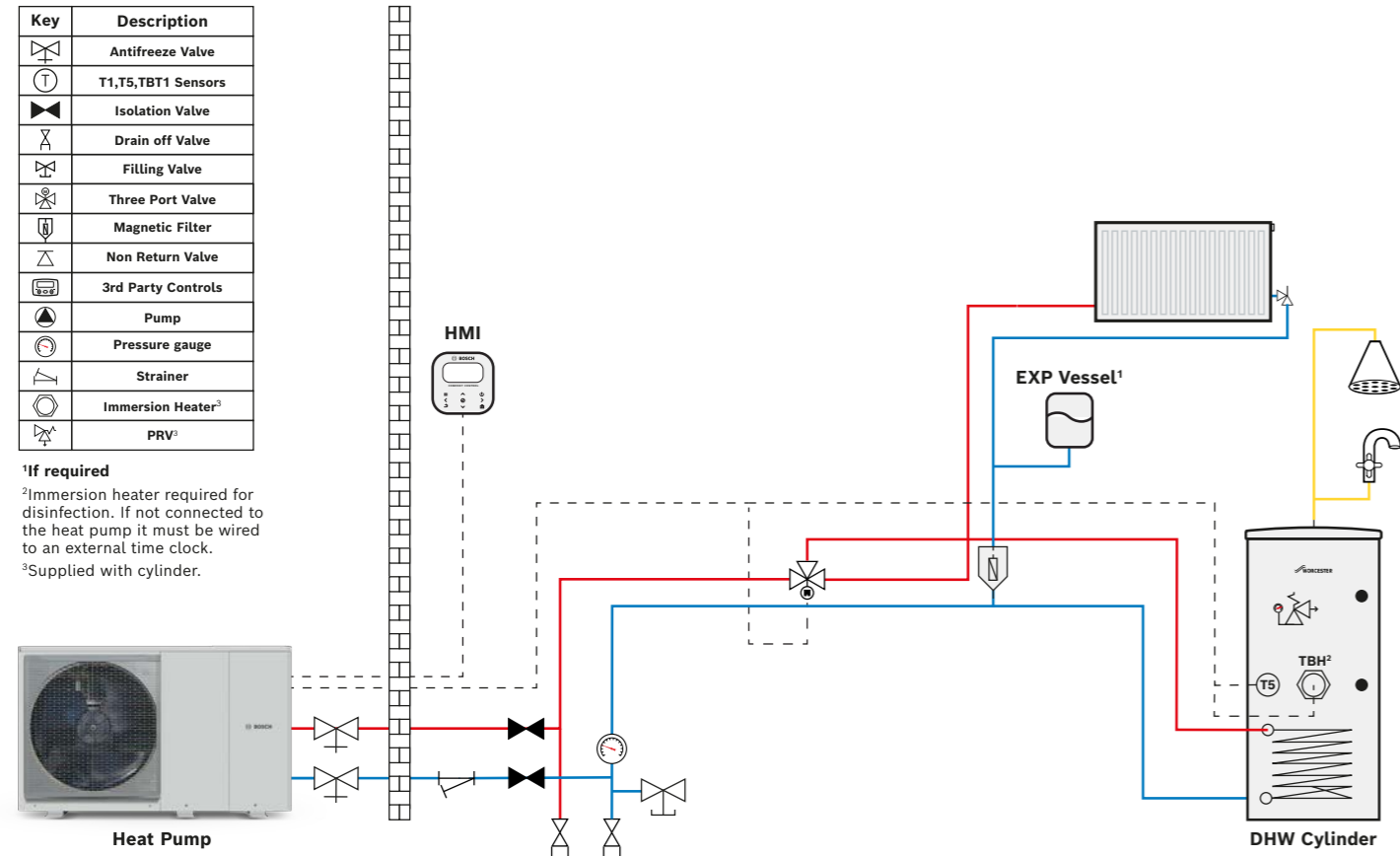
CS2000 AWF Multi zone with 3rd party controls



All electrical work should be carried out by a registered engineer. Wiring must comply with the latest IET wiring regulations. Isolate the mains electricity supply before starting any work and observe all relevant safety precautions. Refer to all relevant product installation manuals for safety and installation instructions. Whilst it is always our intention to fully assist, it is essential to recognise that all information given by the company is provided in good faith and based upon the information available. Connection labels may not match those of the products installed on site. We recommend that advice should always be checked with your installer, electrician or the manufacturer of the product in question. Consequently, the company cannot be held responsible for any liability relating to the use or repetition of such information or part thereof. In addition, whilst making every reasonable effort to monitor the performance and quality of our supply, installation and service network, we do not accept responsibility for the workmanship or operation of any third party company.

Schematics

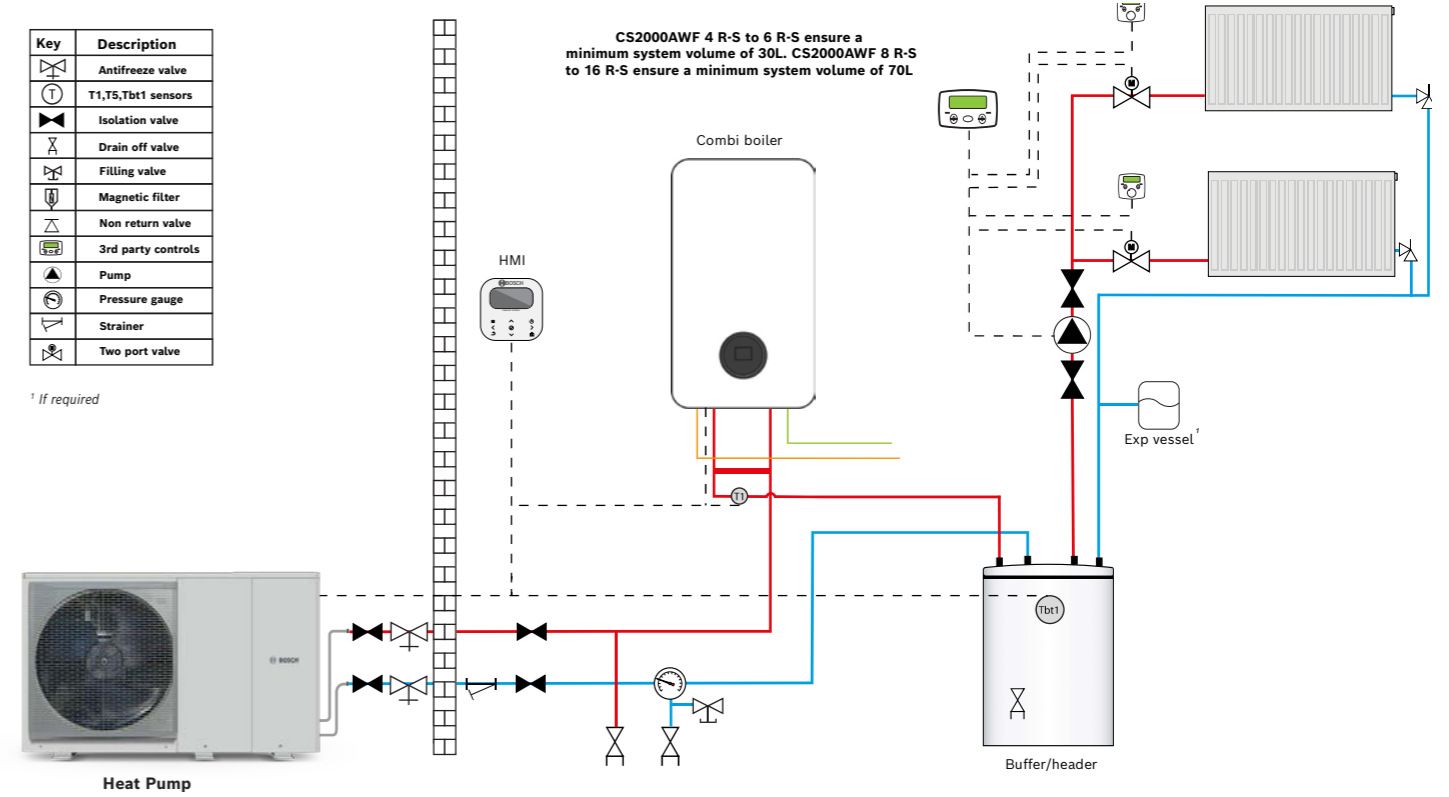
CS2000 AWF Open circuit without buffer



All electrical work should be carried out by a registered engineer. Wiring must comply with the latest IET wiring regulations. Isolate the mains electricity supply before starting any work and observe all relevant safety precautions. Refer to all relevant product installation manuals for safety and installation instructions. Whilst it is always our intention to fully assist, it is essential to recognise that all information given by the company is provided in good faith and based upon the information available. Connection labels may not match those of the products installed on site. We recommend that advice should always be checked with your installer, electrician or the manufacturer of the product in question. Consequently, the company cannot be held responsible for any liability relating to the use or repetition of such information or part thereof. In addition, whilst making every reasonable effort to monitor the performance and quality of our supply, installation and service network, we do not accept responsibility for the workmanship or operation of any third party company.

Schematics

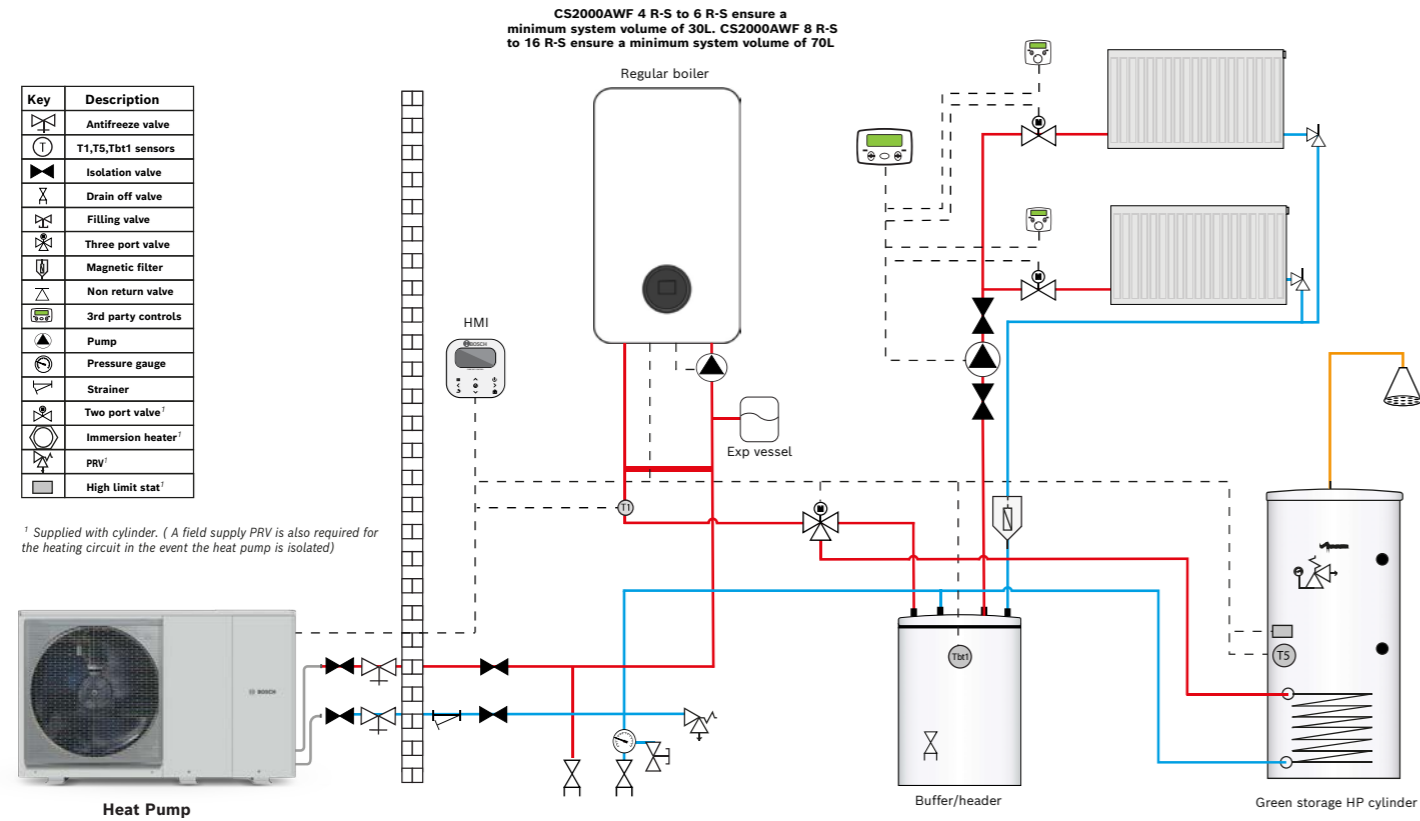
CS2000 AWF R-S combi boiler hybrid with hydraulic separation multi zone



All electrical work should be carried out by a registered engineer. Wiring must comply with the latest IET wiring regulations. Isolate the mains electricity supply before starting any work and observe all relevant safety precautions. Refer to all relevant product installation manuals for safety and installation instructions. Whilst it is always our intention to fully assist, it is essential to recognise that all information given by the company is provided in good faith and based upon the information available. Connection labels may not match those of the products installed on site. We recommend that advice should always be checked with your installer, electrician or the manufacturer of the product in question. Consequently, the company cannot be held responsible for any liability relating to the use or repetition of such information or part thereof. In addition, whilst making every reasonable effort to monitor the performance and quality of our supply, installation and service network, we do not accept responsibility for the workmanship or operation of any third party company.

Schematics

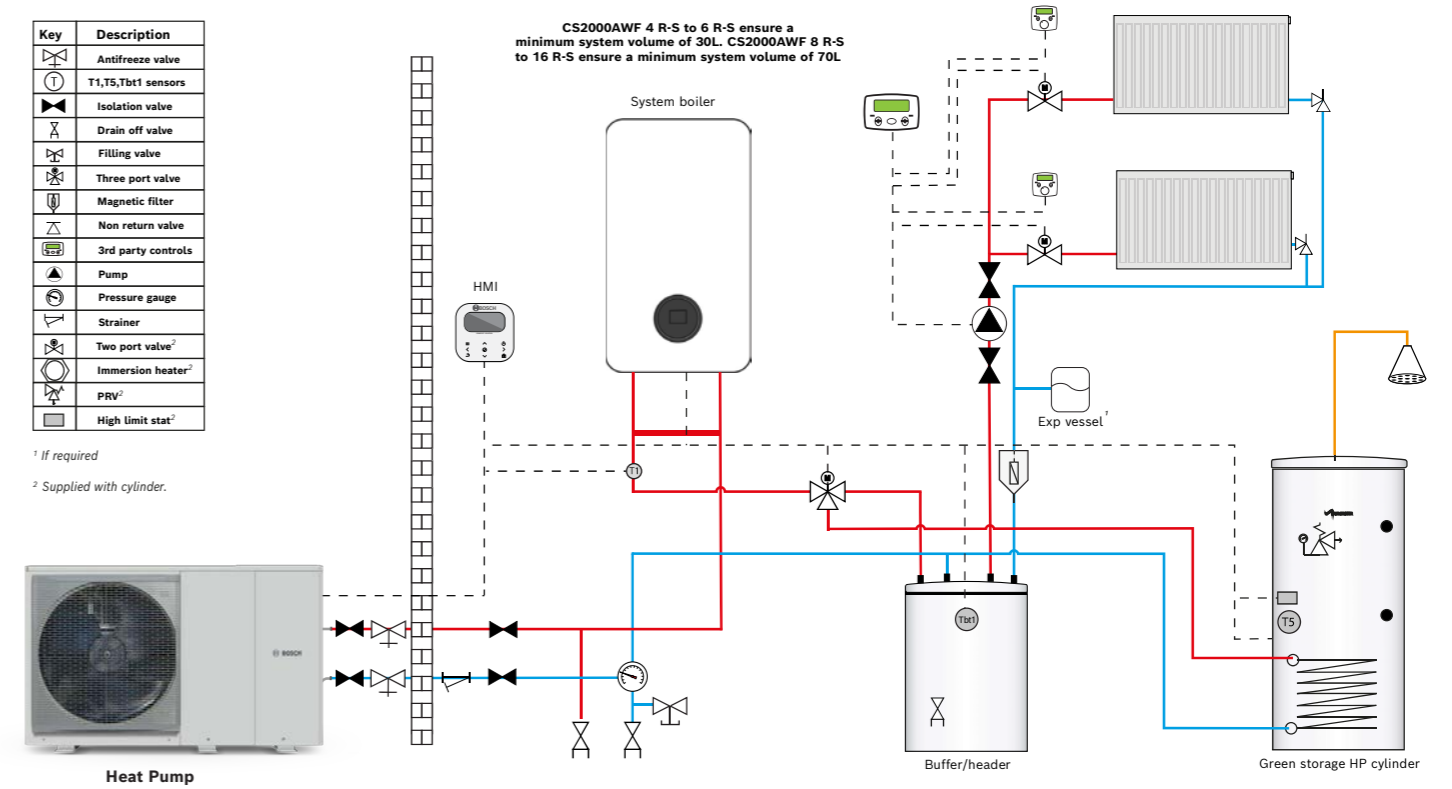
CS2000 AWF R-S- Regular hybrid with buffer and DHW multi zone



All electrical work should be carried out by a registered engineer. Wiring must comply with the latest IET wiring regulations. Isolate the mains electricity supply before starting any work and observe all relevant safety precautions. Refer to all relevant product installation manuals for safety and installation instructions. Whilst it is always our intention to fully assist, it is essential to recognise that all information given by the company is provided in good faith and based upon the information available. Connection labels may not match those of the products installed on site. We recommend that advice should always be checked with your installer, electrician or the manufacturer of the product in question. Consequently, the company cannot be held responsible for any liability relating to the use or repetition of such information or part thereof. In addition, whilst making every reasonable effort to monitor the performance and quality of our supply, installation and service network, we do not accept responsibility for the workmanship or operation of any third party company.

Schematics

CS2000 AWF R-S- System hybrid with buffer and DHW



All electrical work should be carried out by a registered engineer. Wiring must comply with the latest IET wiring regulations. Isolate the mains electricity supply before starting any work and observe all relevant safety precautions. Refer to all relevant product installation manuals for safety and installation instructions. Whilst it is always our intention to fully assist, it is essential to recognise that all information given by the company is provided in good faith and based upon the information available. Connection labels may not match those of the products installed on site. We recommend that advice should always be checked with your installer, electrician or the manufacturer of the product in question. Consequently, the company cannot be held responsible for any liability relating to the use or repetition of such information or part thereof. In addition, whilst making every reasonable effort to monitor the performance and quality of our supply, installation and service network, we do not accept responsibility for the workmanship or operation of any third party company.

Technical data

Outdoor unit CS2000 AWF 7 738 602277 4 R-S	...278 6 R-S	...279 8 R-S	...280 10 R-S	...281 12 R-S	...282 14 R-S	...283 16 R-S
Heating capacity for A-7/W35	4.7kW	6kW	7kW	8kW	10kW	12kW	13.1kW
COP for A7/W35	5.1	4.95	5.15	4.95	4.95	4.6	4.5
ERP class/Etas acc. to EN14825 (55 °C)	A++	A++	A++	A++	A++	A++	A++
ERP class/Etas acc. to EN14825 (35 °C)	A+++	A+++	A+++	A+++	A+++	A+++	A+++
Refrigerant	R32	R32	R32	R32	R32	R32	R32
Max. supply flow temp	65°C	65°C	65°C	65°C	65°C	65°C	65°C
Sound Power in accordance with EN 12102	55dB(A)	58dB(A)	59dB(A)	60dB(A)	65dB(A)	65dB(A)	65dB(A)
Outdoor unit weight	86kg	86kg	105kg	105kg	129kg	129kg	129kg
Dimensions (w x d x h)	1295 x 400 x 717mm			1385 x 445 x 864mm			
Power supply	230V	230V	230V	230V	230V	230V	230V
Minimum flow rates	0.11l/s	0.11l/s	0.11l/s	0.11l/s	0.20l/s	0.20l/s	0.20l/s
ENA heat pump register No.	HP_3437	HP_3438	HP_3439	HP_3440	HP_3441	HP_3442	HP_3443
MCS Certification No.	041-K044-01 a	041-K044-01 b	041-K044-02 a	041-K044-02 b	041-K044-03 a	041-K044-03 b	041-K044-03 c

Outdoor unit CS2000 AWF 7 738 602287 18 R-T	...288 22 R-T	...289 26 R-T	...290 30 R-T
Heating capacity for A-7/W35	18kW	21kW	22kW	23kW
COP for A7/W35	4.7	4.4	4.08	3.91
ERP class/Etas acc. to EN14825 (55 °C)	A++	A++	A+	A+
ERP class/Etas acc. to EN14825 (35 °C)	A+++	A+++	A+++	A++
Refrigerant	R32	R32	R32	R32
Max. supply flow temp	60°C	60°C	60°C	60°C
Sound Power in accordance with EN 12102	65dB(A)	65dB(A)	68dB(A)	70dB(A)
Outdoor unit weight	177kg	177kg	177kg	177kg
Dimensions (w x d x h)	1120 x 400 x 1557mm			
Power supply	400V	400V	400V	400V
Minimum flow rates	0.50l/s	0.50l/s	0.50l/s	0.50l/s
MCS Certification No.	041-K044-04 a	041-K044-04 b	041-K044-04 c	041-K044-04 d

Related accessories	Part number
Hose kit 300mm 1", 4-6kW	7 738 602 359
Hose kit 300mm 1 ¼" , 8-30kW	7 738 602 360
DHW/T1/Tbt1 temperature sensor, 30m	7 738 602 364
DHW/T1/Tbt1 temperature sensor, 10m	7 738 602 363
System freeze protection kit, 4-6kW	7 738 602 366
System freeze protection kit, 8-16kW	7 738 602 367
System freeze protection kit, 18-30kW	7 738 602 368
Floor antivibration kit, 4-16kW	7 738 602 372
Floor antivibration kit, 18-30kW	7 738 602 377
Double zone distribution unit: direct + mixed (with mixing valve)	7 738 602 361

Related accessories	Part number
Double zone distribution unit: direct + mixed	7 738 602 362
1-Phase electric back-up heater	7 738 602 369
3-Phase electric back-up heater	7 738 602 370
Drain pan for condensate	7 738 602 371
Wall antivibration kit, 4-16kW	7 738 602 373
Wall antivibration kit, 18-30kW	7 738 602 378
Wall mounting brackets	7 738 602 374
3-Way valve, 4-6kW	7 738 602 375
3-Way valve, 8-16kW	7 738 602 524
3-Way valve, 18-30kW	7 738 602 525



Training

Ready for a heating revolution?

Wherever you are in your electrified home heating journey, from starting out to adding to your heat pump expertise, we can support you.

Start your journey with us

Becoming MCS certified is a mark of your excellence as an installer. We're here to support you with our range of MCS courses including:

- ▶ Water regulations certification (WRAS) course
- ▶ Level 3 Award low temperature heating and hot water systems in dwellings
- ▶ Level 3 Award RQF installation and maintenance of air source heat pump systems.

Installing heat pumps doesn't need a specific qualification, but our complementary product training will help you get hands-on experience and understand all the features and benefits, specification, installation, and servicing.

Get in touch

Sales

Tel: 0330 123 9669

Email: sales.bosch@uk.bosch.com

Technical Helpline (Pre & Post Sales)

Tel: 0330 123 3366

Email: technical-advice@uk.bosch.com

Spare Parts

Tel: 0330 123 9779

Email: spares.mailbox@uk.bosch.com

Worcester Bosch

Cotswold Way
Warndon
Worcester
WR4 9SW

worcester-bosch.co.uk

Calls to and from Bosch Thermotechnology Ltd may be recorded for training and quality assurance purposes. Worcester Bosch is a brand name of Bosch Thermotechnology Ltd. This brochure is accurate at the date of printing, but may be superseded and should be disregarded if specification and/or appearances are changed in the interest of continued improvement. The statutory rights of the consumer are not affected.

Not MCS certified?






We can support you with unlocking government grants and extended guarantees.

If MCS isn't right for your business right now, you can use our third party MCS umbrella scheme – who will handle the design, training and MCS accreditation paperwork to enable your customer to apply for government grants.

Contact our pre-sales team to find out more:
0330 123 3366

Share

We would love to see your installations!

-  Worcester Bosch Professional
-  @WorcesterBoschProfessional
-  @WorcesterBosch
-  Worcester Bosch
-  Worcester Bosch Group

